

Computer Science E-259

XML with Java, Java Servlet, and JSP

Lecture 3: DOM Level 3

1 October 2007

David J. Malan

`malan@post.harvard.edu`

Computer Science E-259

Last Time

- XML 1.1
- SAX 2.0.2
- JAXP 1.3 and Xerces 2.7.1
- Parsing
- My First XML Parser

Last Time

A Representative Document

```
<?xml version="1.0" encoding="UTF-8"?>
<!DOCTYPE students SYSTEM "student.dtd">

<!-- This is an XML document that describes students -->
<?studentdb displaydesc="true"?>
<students>
  <student id="0001">
    <name>Jim Bob</name>
    <status>graduate</status>
    <dorm/>
    <major>Computer Science & Music</major>
    <description>
      <![CDATA[ <h1>Jim Bob!</h1>
        Hi my name is jim. I look like
         ]]>
    </description>
  </student>
  <student id="0002">
    ...
  </student>
</students>
```

Last Time

SAX 2.0.2

```
startDocument();  
endDocument();  
startElement(·, ·);  
endElement(·);  
characters(·);  
...
```

Computer Science E-259

This Time

- DOM Level 3
- JAXP 1.3 and Xerces 2.7.1
- My First XML Parser

DOM Level 3

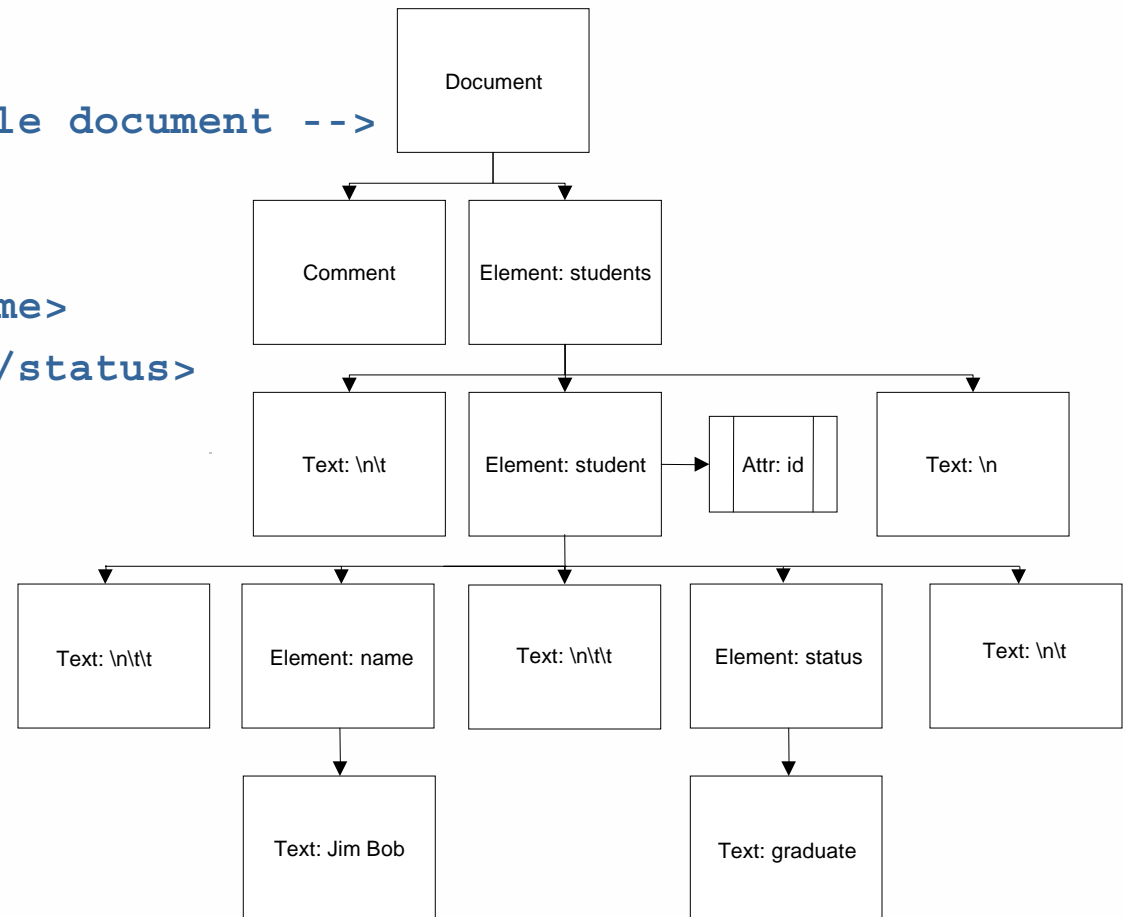
Why?

- The SAX API has a number of important advantages...
 - You can write very fast SAX parsers
 - No memory to allocate, data structures to link
 - Fire and forget
 - It is useful for large documents
 - Loading the whole document into memory is prohibitive
 - It is easy to use
- ...but it doesn't solve every problem
 - Need to have an internal data structure for some applications
 - To follow links in information (especially backwards ones)
 - To perform operations that require having multiple pieces of the document at the same time
- Enter the DOM...

DOM Level 3

By Example

```
<!-- This is an example document -->
<students>
  <student id="0001">
    <name>Jim Bob</name>
    <status>graduate</status>
  </student>
</students>
```



DOM Level 3

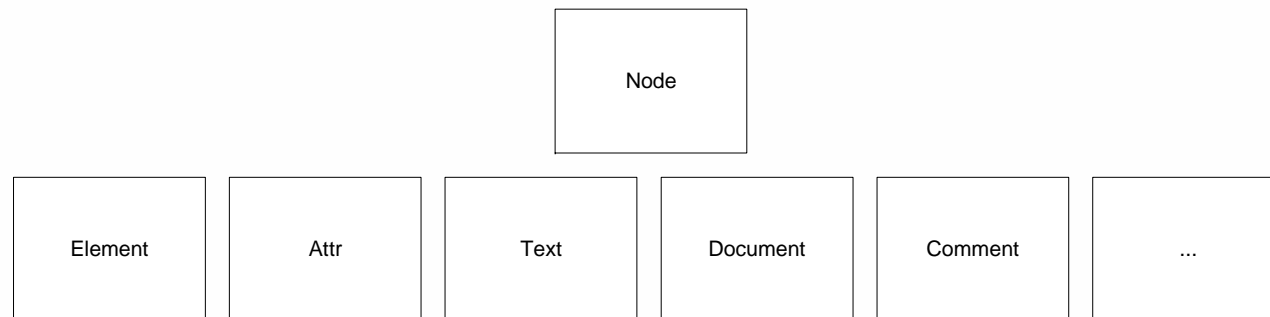
By Definition

- The result of parsing a document with a DOM parser is a DOM tree that matches the structure of that document
- After parsing is complete, the tree data can be used by application
- A DOM tree may be different than trees you have seen in the past
 - There are different types of nodes in the tree
 - Only some nodes can have children
 - For nodes that are allowed children, there is no limit on the number of child nodes
 - Attributes can grow the tree "horizontally" as well as vertically
 - Can think of a DOM tree as a hybrid of list and tree concepts

DOM Level 3

By Definition

- Presents a language-neutral interface for manipulating hierarchical documents
 - Used for both (X)HTML and XML
- Object hierarchy: every object type represents a component of the XML information model



DOM Level 3

Relationship with SAX

- Although the result of using a DOM parser and a SAX parser may seem very different...
- ...both DOM and SAX are methods for encoding the structure and content of an XML document
 - SAX does this by the type and order of events that are invoked
 - DOM does this by using objects in a tree data-structure
- In fact, it is possible to create a DOM tree from a series of SAX events
 - One of the things you have to do in Project 1!

DOM Level 3

A Sample Document


```
<students>  
  <student id="0001"/>  
</students>
```

DOM Level 3

Relationship with SAX

Document

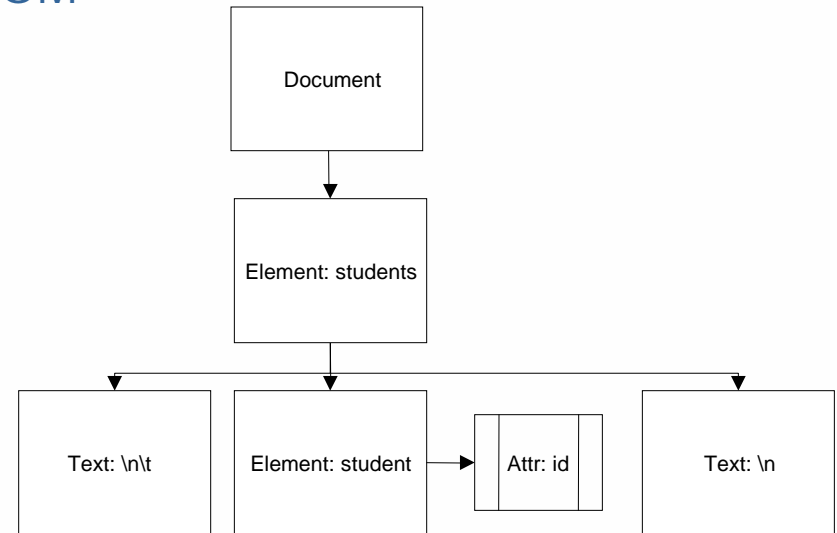
```
<students>  
  <student id="0001"/>  
</students>
```



Handler

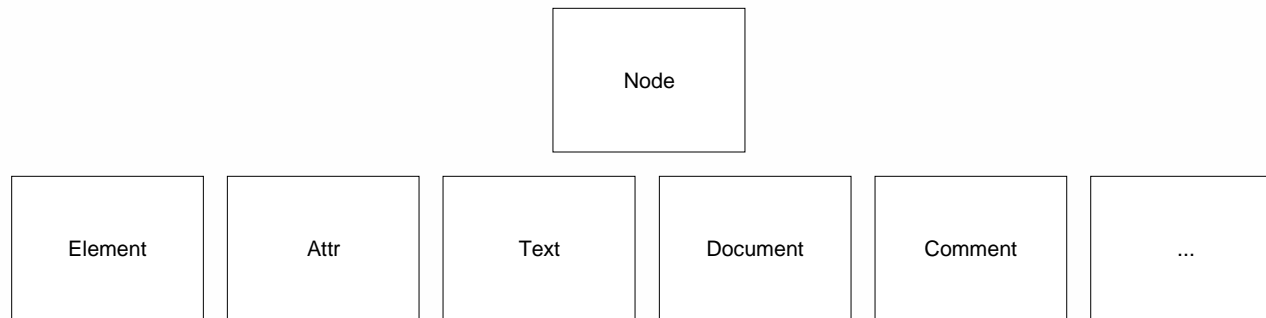
```
startDocument();  
startElement("students", {});  
characters("\n\t");  
startElement("student", {"id", "0001"});  
endElement("student");  
characters("\n");  
endElement("students");  
endDocument();
```

DOM



DOM Level 3

Nodes



DOM Level 3

Nodes

- All objects in the DOM tree implement a **Node** interface
- The **Node** interface contains methods to get
 - a name (used to store the name of the node)
 - a value (used to store the value of the node, if any)
 - a child list (a list of nodes that are children of the current node)
 - a list of attributes
 - the parent of the node
- Not every node subtype has meaningful data to return from these methods (*e.g.*, only **Element** has attributes)
- Provides most of the functionality you ever want on a node
 - Get the children of an element
 - Get the value of a text node
 - Modify the DOM tree by adding or removing elements
 - ...


DOM Level 3

Interfaces

- The W3C defined the DOM interfaces for a language-neutral data structure
 - In Java, these interfaces are in the `org.w3c.dom` package
- In any one language, applications can use the interfaces without ever "seeing" the actual implementation
 - In Java, you program against `org.w3c.dom.Node` and not, *e.g.*, `org.apache.xerces.dom.NodeImpl`
- In My First XML Parser, we
 - don't use the `org.w3c.dom` interfaces
 - simplify by using a `Node` base class and subclasses instead of separating an interface from an implementation

DOM Level 3

Document



Document

- At the root of the XML DOM is a **Document** object
 - This is not the same as the root element!
- Can have content that is valid at the top level of an XML document
 - Processing instructions, comments
- Also contains the (one and only one) document element
- Contains functions for creating other types of DOM Nodes
 - Remember, the DOM specifies an interface, not an implementation!
 - This design pattern is known as a *factory*

DOM Level 3

Element



- The most "interesting" object in the DOM tree, as it makes up most of the structure
- Adds a few additional utility functions on top of the Node interface for manipulating attributes

DOM Level 3

Attr

- Somewhat special in the DOM hierarchy in that it is not part of the DOM tree proper
- Elements have a list of attributes attached



DOM Level 3

...



- Most of the other DOM types are relatively simple, and use the name and value fields defined by the base Node interface
- `CDATASection`, `Comment`, `ProcessingInstruction`, and `Text`, for instance, all fall into this category

JAXP 1.3 and Xerces 2.7.1

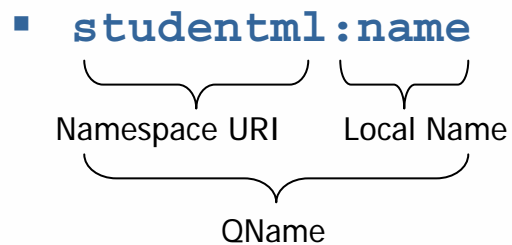
DocumentBuilderDemo

```
javax.xml.parsers.DocumentBuilderFactory  
    javax.xml.parsers.DocumentBuilder  
        org.w3c.dom.*  
            ...
```

JAXP 1.3 and Xerces 2.7.1

Namespaces

- Many of JAXP's APIs mention XML namespaces
- Namespaces are a way to specify groupings of tag and attribute names so that two names with different meanings don't "collide"
 - For example, the element "name" may refer to a person in a student markup language, but may refer to a book in a library markup language
- Allow you to specify a namespace, local name, and fully qualified name



- More to come...

My First XML Parser

DOMBuilderDemo

`cscie259.project1.mf.*`

Computer Science E-259

Next Time

- CSS Level 2
- XPath 1.0
- XSLT 1.0
- TrAX
- Project 2

Computer Science E-259

XML with Java, Java Servlet, and JSP

Lecture 3: DOM Level 3

1 October 2007

David J. Malan

`malan@post.harvard.edu`